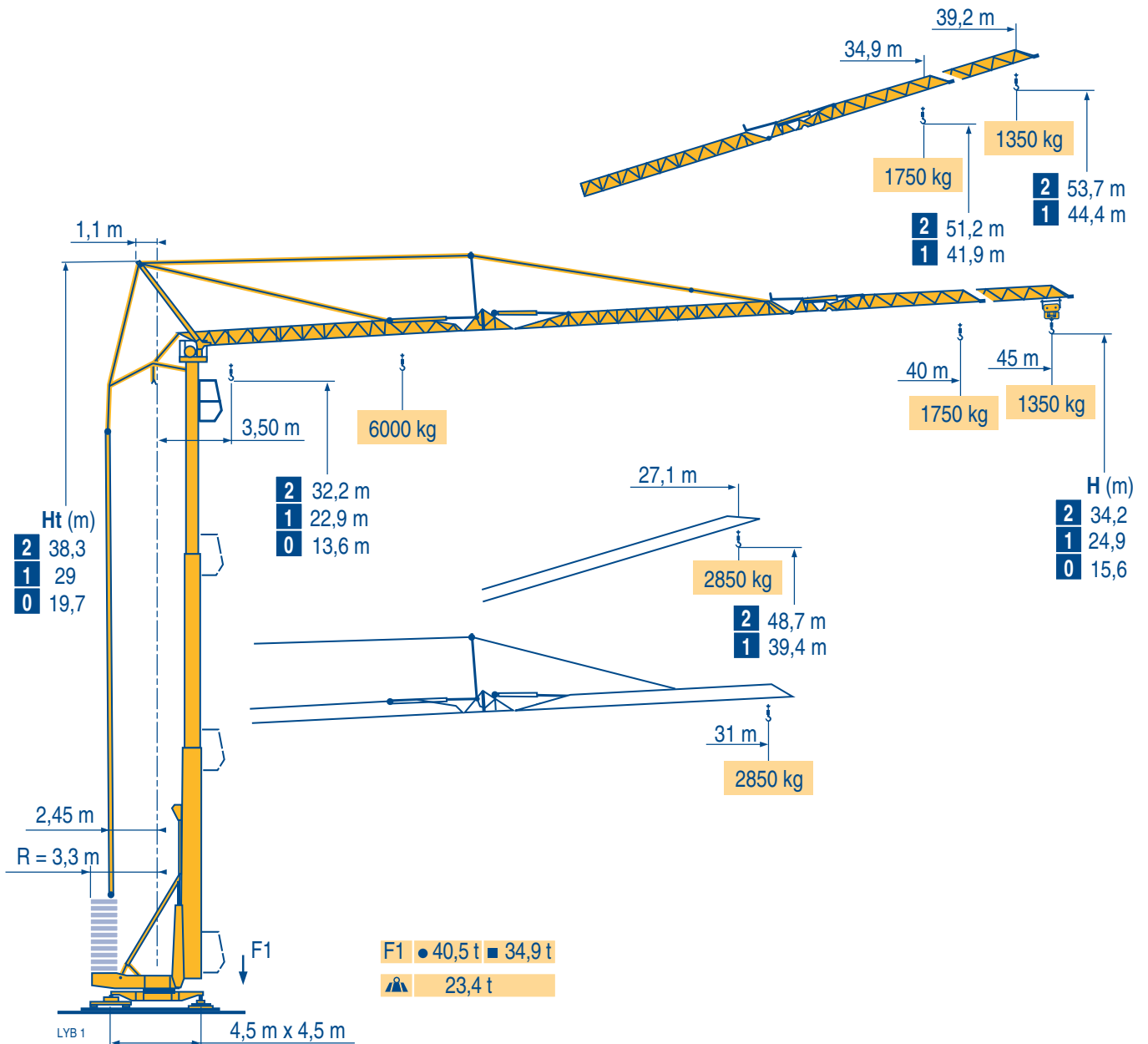


HDT 80



Courbes de charges

Lastkurven

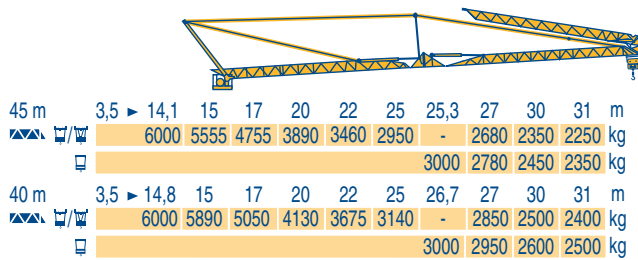
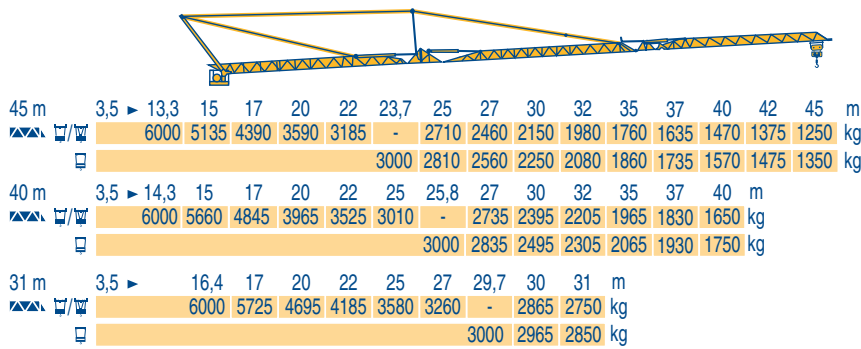
Load diagrams

Curvas de cargas

Curve di carico

Curva de cargas

LYB 1



Fèche relevée

Ausleger in Steilstellung

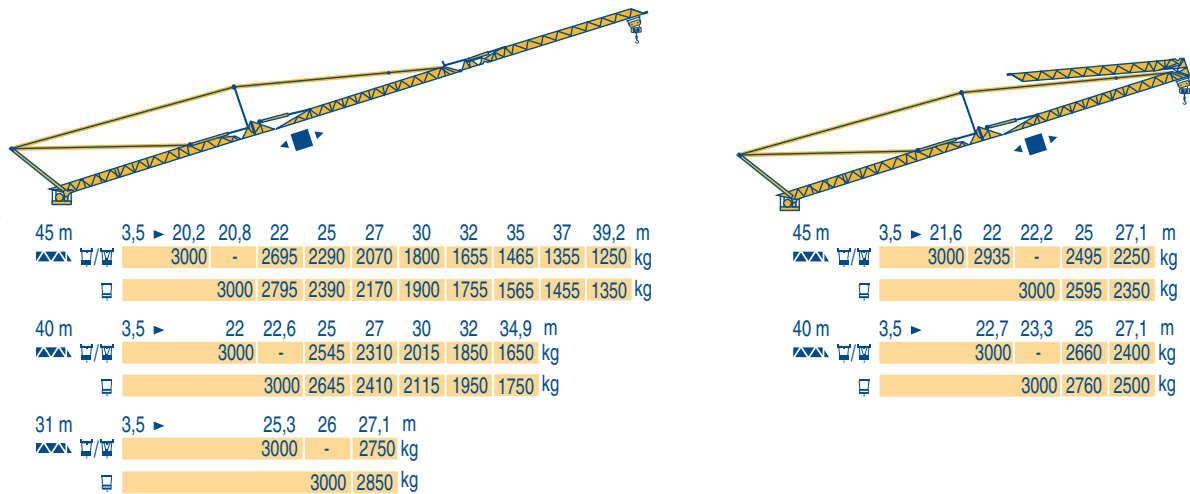
Luffing jib

Flecha izada

Braccio impennato

Lança inclinada

LYB 1



HDT 80



F

Chariot distributeur
Réactions en service
Réactions hors service
A vide sans lest (ni train de transport) avec fèche et hauteur maximum.

D

Verfahrbare Laufkatze
Reaktionskräfte in Betrieb
Reaktionskräfte außer Betrieb
Ohne Last, Ballast (und Transportachse), mit Maximalausleger und Maximalhöhe.

GB

Traversing trolley
Reactions in service
Reactions out of service
Without load, ballast (or transport axes), with maximum jib and maximum height.

E

Carro distribuidor
Reacciones en servicio
Reacciones fuera de servicio
Sin carga, sin lastre, (ni tren de transporte), flecha y altura máxima.

I











Carrellino distributore
Reazioni in servizio
Reazioni fuori servizio
A vuoto, senza zavorra (ne assali di trasporto) con braccio massimo e altezza massima.

P

Carro distribuidor
Reações em serviço
Reações fora de serviço
Sem carga (nem trem de transporte)- sem lastro com lança e altura máximas.

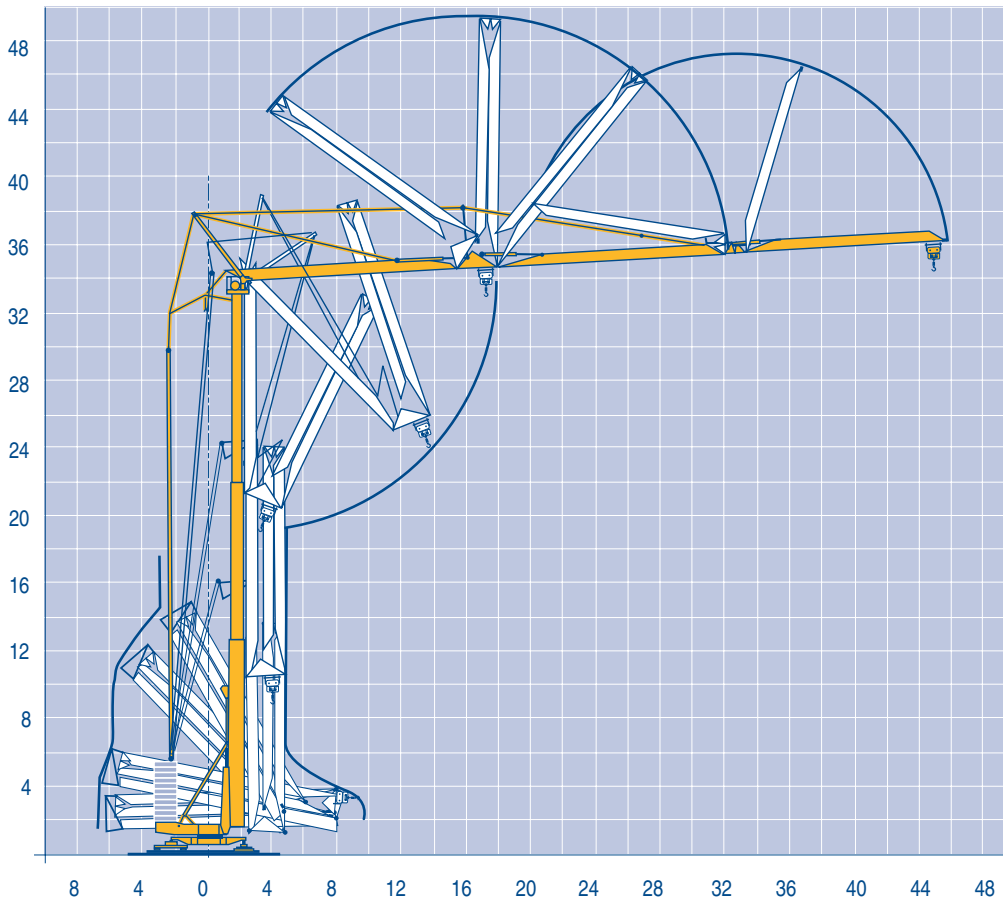
Mécanismes
Antriebe
Mechanisms
Mecanismos
Meccanismi
Mecanismos

LYB 1

													ch - PS hp	kW		
	20 LVF 15	m/min	4	26	42	52	68	2	13	21	26	34	20	15		
		kg	3000	3000	1800	1400	700	6000	6000	3600	2800	1400				
	20 PC 15	m/min	7		28		56		3,5		14		28		20	15
		kg	3000		3000		1500		6000		6000		3000			
	5 DVF 5	m/min	9 - 22 - 58 (3600 kg)					9 - 22 - 44 (6000 kg)					6,5	4,8		
	RVF2-61	tr/min U/min rpm	0 → 0,8										8	5,9		
	TVDS 124	m/min	25										2 x 4	2 x 3		
CEI 38			IEC 38													
400V (+6% -10%) 50 Hz				20 LVF 15 - 20 PC 15 : 35 kVA										2000/14		

Montage
Montage
Erection
Montaje
Montaggio
Montagem

LYB 1



HDT 80

POTAIN 

F



Levage
Distribution
Orientation
Translation

Conforme aux directives CEE sur le niveau acoustique

D

Heben
Katzfahren
Schwenken
Kranfahren

Gemäss EWG-Richtlinien für den Schall-Leistungspegel

GB

Hoisting
Trolleying
Slewing
Travelling

In compliance with the EEC Instructions on noise level

E

Elevación
Distribución
Orientación
Traslación

Conforme con las directivas CEE sobre el nivel acústico

I

Sollevamento
Distribuzione
Rotazione
Traslazione

Conforme alle direttive CEE sul livello acustico

P

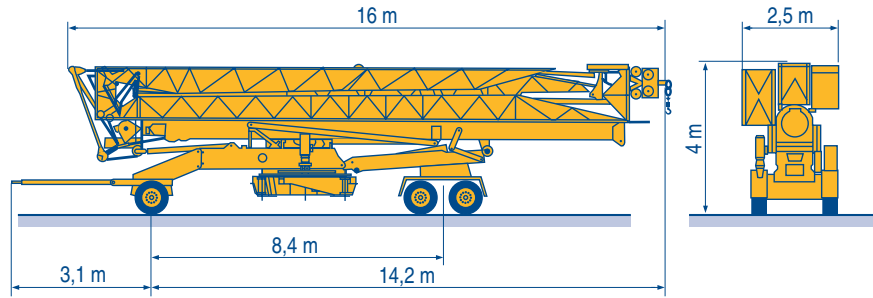
Elevação
Distribuição
Rotação
Translação

Conforme as directivas CEE sobre o nível acústico

Transport
 Transport
 Transport
 Transporte
 Trasporto
 Transporte

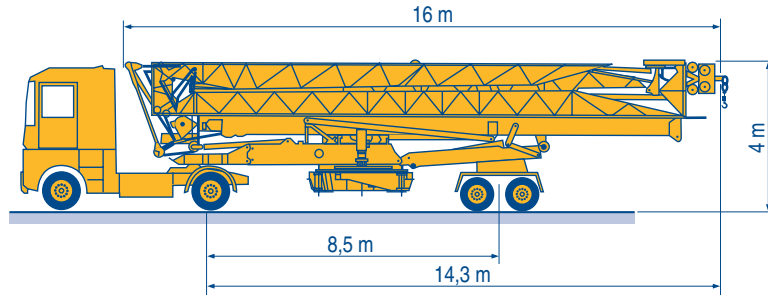
LYB 1

DJ126M/S215M



SL121/S215M

SL122/J215M



Document commercial non contractuel. Pour toute information technique se référer à la notice correspondante

Unverbindliches Vertriebsdokument. Für technische Informationen, siehe die entsprechenden Anweisungen.

This commercial document is not legally binding. For any technical information, please refer to the corresponding instructions.

Documento commercial non contractuel. Para cualquier información técnica, ver la noticia correspondiente.

Documento commerciale non vincolante, per tutte le informazioni tecniche fare riferimento al catalogo istruzioni

Documento comercial não contractual. Para qualquer informação técnica complementar consultar as respectivas instruções

Manitowoc
 Crane CARE

POTAIN 
 Manitowoc Crane Group



18, rue de Charbonnières - B.P.173
 69132 ECULLY Cedex - France

Tél. : (33) 4 72 18 20 20
 Fax. : (33) 4 72 18 20 00
 www.manitowoccrane.com www.potain.com



Americas

Tel: +1 920 683 6322
 Tel: +1 717 597 8121

Europe - Middle East - Africa

Tel : +(33) 4 72 81 50 00
 Tel : +(44) 191 565 6281

Asia - Pacific

Tel: +(65) 6861 7133
 Fax: +(65) 6862 4142

www.manitowoccrane.com

HDT 80

Réf. 2003 48 LYB 1

Copyright.Reproduction interdite © POTAIN 2003

Réalisation HeadLines